



# CONDUCTOR FUNDS

BY IRONHORSE

Q1 2018

## THE CONDUCTOR GLOBAL EQUITY VALUE FUND - CLASS Y - (RAYLX)

### Morningstar Ratings

Morningstar Rating Overall	★★★★★
Morningstar Rating 3 Yr	★★★★★
Morningstar Ret Rating 3 Yr	High
Morningstar Risk Rating 3 Yr	Below Avg
Morningstar Category	US Fund World Small/Mid Stock
# of Investments 3 Yr	114

### Morningstar Ratings as of 4/30/2018 based upon Risk Adjusted Returns

### Fees and Expenses

Management Fee	1.25
Turnover Ratio %	90.00

### Calendar Year Returns

	1 Yr (Mth)	1 Year (Qtr)	3 Year (Mth)	Since Incept (Qtr)
Conductor Global Equity Value Y	22.98	21.54	12.61	9.37
MSCI ACWI GR USD	14.77	15.44	8.02	7.83
US Fund World Large Stock	13.45	15.06	7.12	6.74

Disclosure: The Fund's adviser has contractually agreed to reduce the Fund's fees and/or absorb expenses of the Fund until at least March 1, 2019 to ensure that total annual Fund operating expenses (exclusive of any front-end or contingent deferred loads; brokerage fees and commissions; expenses of other investment companies in which the Fund may invest ("acquired fund fees and expenses"); borrowing costs, such as interest and dividend expense on securities sold short; taxes; and extraordinary expenses, such as litigation expenses) do not exceed 1.25% of average daily net assets attributable to Class Y shares. This agreement may be terminated by the Fund's Board of Trustees on 60 days' written notice to the adviser. These expense reimbursements are subject to possible recoupment from the Fund in future years on a rolling three year basis (within the three years after the fees have been waived or reimbursed) if such recoupment can be achieved within the foregoing expense limits. The performance data quoted here represents past performance. Current performance may be lower or higher than the performance data quoted above. Past performance is no guarantee of future results. The investment return and principal value of an investment will fluctuate so that investor's shares, when redeemed, may be worth more or less than their original cost. The Fund's total annual operating expenses would be 1.77% for Class Y Shares. Please review the fund's prospectus for more information regarding the fund's fees and expenses. For performance information current to the most recent month-end, please call toll-free 844-467-2459.

© 2018 Morningstar. All Rights Reserved. The information contained herein: (1) is proprietary to Morningstar and/or its content providers; (2) may not be copied or distributed; and (3) is not warranted to be accurate, complete or timely. Neither Morningstar nor its content providers are responsible for any damages or losses arising from any use of this information. Past performance is no guarantee of future results. The Morningstar Rating™ for funds, or "star rating", is calculated for managed products (including mutual funds, variable annuity and variable life subaccounts, exchange-traded funds, closed-end funds, and separate accounts) with at least a three-year history. Exchange-traded funds and open-ended mutual funds are considered a single population for comparative purposes. It is calculated based on a Morningstar Risk-Adjusted Return measure that accounts for variation in a managed product's monthly excess performance, placing more emphasis on downward variations and rewarding consistent performance. The Morningstar Rating does not include any adjustment for sales loads. The top 10% of products in each product category receive 5 stars, the next 22.5% receive 4 stars, the next 35% receive 3 stars, the next 22.5% receive 2 stars, and the bottom 10% receive 1 star. The Overall Morningstar Rating for a managed product is derived from a weighted average of the performance figures associated with its three-, five-, and 10-year (if applicable) Morningstar Rating metrics. Past performance or ranking is not indicative of future results.

### Performance Date - April 30, 2018

### Holdings Date - March 31, 2018

### The Objective

The Conductor Global Equity Value Fund is a process-focused strategy seeking to produce superior long-term risk-adjusted returns for clients by investing in 50-100 global mid to large cap equities exhibiting superior fundamental attributes. The Fund incorporates a relative strength based technical analysis into the analytical process to complement the fundamental framework and enhance overall performance. Furthermore, Conductor Global purchases the international equities in the native foreign country and the native foreign currency providing an added layer of diversification: sector, geography, and currency.

### Management



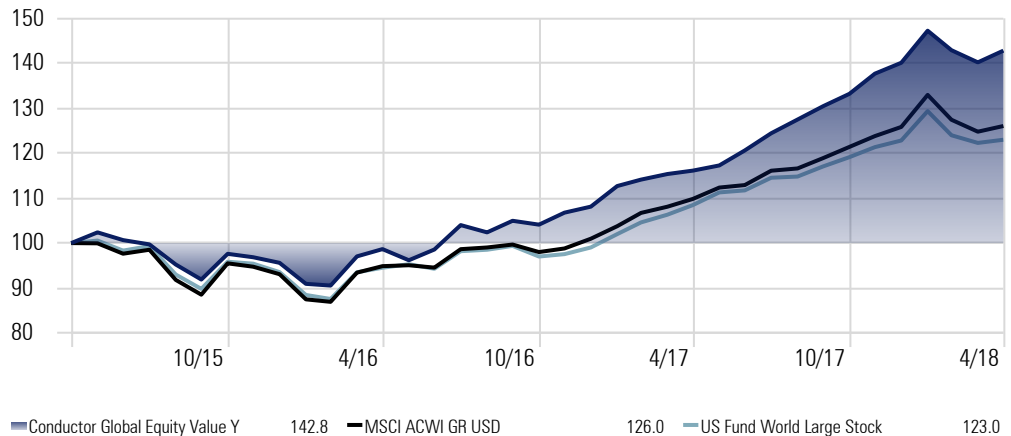
#### CHARLES CUNNINGHAM III, CFA

Chief Investment Officer, Co-Founder  
B.A. University of the South  
M.B.A. Vanderbilt University

A CFA Charterholder, he spent over 20 years in investment management roles with Morgan Stanley, Morgan Keegan, Galleon Group, among others. Chad combines his multiple experiences into a broad and deep understanding of securities, the markets, and risk.

### Investment Growth

Time Period: 5/1/15 to 4/30/18



### Performance

	Jan	Feb	Mar	Apr	May	Jun	Jul	Aug	Sep	Oct	Nov	Dec	Year
2018	5.09	-2.95	-1.89	1.85									1.92
2017	4.24	1.27	1.09	0.66	0.99	2.85	3.16	2.45	2.32	2.12	3.37	1.76	29.60
2016	-4.89	-0.42	7.17	1.67	-2.51	2.48	5.52	-1.56	2.52	-0.82	2.57	1.25	13.07
2015	0.10	3.96	0.59	1.75	2.39	-1.68	-0.95	-4.50	-3.51	6.23	-0.78	-1.28	1.83
2014	-4.48	4.69	0.10	-1.29	0.91	1.50	-2.36	1.81	-3.17	0.31	1.73	-1.40	-1.99

### Operations

Operations	Operations
Advisor	Ironhorse Capital LLC
Legal Counsel	Drinker Biddle and Reath, LLP
Manager Name	Charles Albert Cunningham
Administrator	Gemini Fund Services, LLC
Distributor	Northern Lights Distributors, LLC
Firm Web Address	www.conductorfund.com
Custodian	MUFG Union Bank, N.A.
Auditor	Grant Thornton LLP

Sector Weightings	Regional Exposure	
	Inv	Bmk1
Basic Materials %	9.30	5.42
Consumer Cyclical %	34.21	11.74
Financial Services %	13.39	19.64
Real Estate %	1.08	2.91
Consumer Defensive %	3.23	8.58
Healthcare %	1.64	10.67
Utilities %	4.13	2.90
Communication Services %	3.19	3.75
Energy %	6.35	6.20
Industrials %	18.30	10.68
Technology %	5.18	17.52

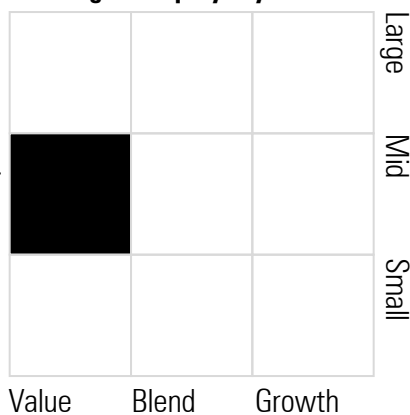
  

Regional Exposure	Equity Style	
	Inv	Bmk1
Americas %	44.52	56.52
Greater Europe %	19.70	22.39
Greater Asia %	35.79	21.10

Portfolio Statistics	
P/E Ratio	14.11
P/C Ratio	8.72
P/B Ratio	1.77
Avg Mkt Cap (mil)	6,485.61

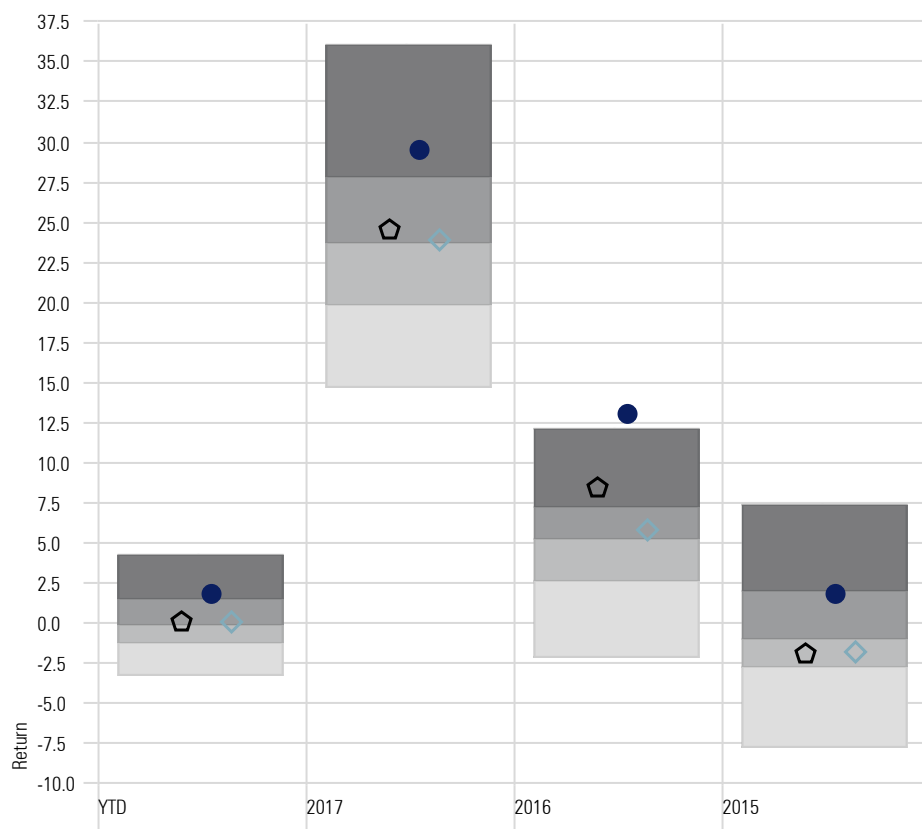
### Morningstar Equity Style Box™



### Performance Relative to Peer Group

Peer Group (5-95%): Open End Funds - U.S. - World Large Stock Calculation Benchmark: MSCI ACWI GR USD

■ Top Quartile ■ 2nd Quartile ■ 3rd Quartile ■ Bottom Quartile



● Conductor Global Equity Value Y    ◻ MSCI ACWI GR USD    ◆ US Fund World Large Stock

**Disclosure:** Any returns presented include dividends reinvested and investing in the Fund carries certain risks. Adverse changes in currency exchange rates may erode or reverse any potential gains from the Fund's investments. The risk of investing in emerging market securities, primarily increased foreign investment risk. Investments in foreign securities could subject the Fund to greater risks including, currency fluctuation, economic conditions, and different governmental and accounting standards. There is a risk that issuers and counterparties will not make payments on securities and other investments held by the Fund, resulting in losses to the Fund. Investments in lesser-known, small and medium capitalization companies may be more vulnerable than larger, more established organizations. There can be a higher portfolio turnover due to active and frequent trading that may result in higher transactional and brokerage costs.

The Adviser from time to time employs various hedging techniques. The success of the Fund's hedging strategy will be subject to the Adviser's ability to correctly assess the degree of correlation between the performance of the instruments used in the hedging strategy and the performance of the investments in the portfolio being hedged. The risk on a short sale is the risk of loss if the value of a security sold short increases prior to the delivery date, since the Fund must pay more for the security than it received from the purchaser in the short sale. Therefore, the risk of loss may be unlimited.

### Top 10 Holdings

Security Name	Sector	Portfolio Icon	Weighting %
iShares Global Financials ETF			10.36
Morgan Stanley Inst Lqudy MMkt Instl			10.12
Weight Watchers International Inc		🚗	3.55
Geely Automobile Holdings Ltd		🚗	3.22
Cintas Corp		⚙️	2.76
Plus500 Ltd		📱	1.76
Koito Manufacturing Co Ltd		🚗	1.67
Abercrombie & Fitch Co Class A		🚗	1.57
SK Hynix Inc		📱	1.57
UnitedHealth Group Inc		🏥	1.47

**Disclosure:** Holdings are subject to change and should not be considered investment advice.

### Conductor Global Equity Value Y - Risk

Time Period: 1/1/14 to 4/30/18

Calculation Benchmark: MSCI ACWI GR USD

	Inv	Bmk1
Alpha	2.84	0.00
Beta	0.83	1.00
Sharpe Ratio	0.97	0.75
Sortino Ratio	1.72	1.24
Std Dev	9.58	10.30
Excess Return	1.72	0.00
R2	79.88	100.00
Information Ratio (geo)	0.34	
Up Capture Ratio	88.97	100.00
Down Capture Ratio	65.85	100.00
Correlation	0.89	1.00

Investors should carefully consider the investment objectives, risks, charges and expenses of the Conductor Funds. This and other information about the Funds is contained in the prospectus and should be read carefully before investing. The prospectus for both funds can be obtained by calling toll free 1-844-GO-RAILX. The Conductor Funds are distributed by Northern Lights Distributors, LLC., Member FINRA IronHorse Capital Management and Northern Lights Distributors, LLC are not affiliated.

